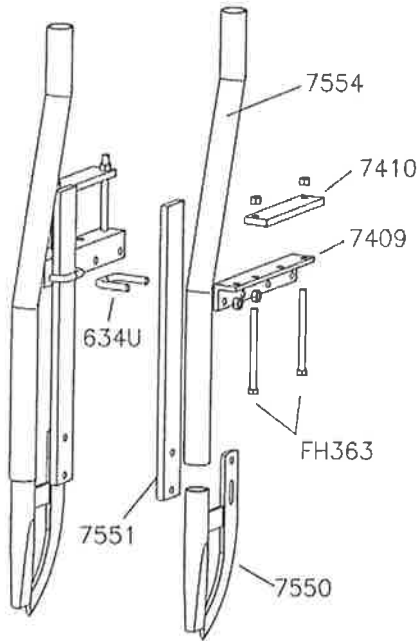


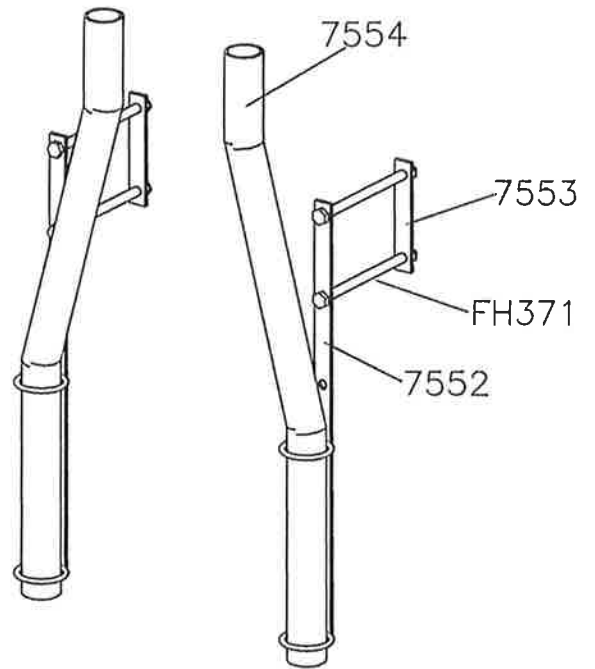
Fertilizer Side-Dresser

634	Cultivator tooth	7502	Auger drive shaft
634U	1/2" U-bolt	7502H	Auger drive shaft with hex end
635	Small clamp	7503	Auger cover
661	Left cultivator arm	7504	7/8" Flange block bearing
662	Right cultivator arm	7505	Hopper cradle bracket
725	Long diamond 1/2" U-bolt	7506	U-Shaped hopper bracket
726U	Short diamond 1/2" U-bolt	7525	Spill over plate with bolts
1000D	Disc with 5/8" bearing	7526	Bungee assembly
1000FW34	Dirt cover for 3/4" shaft	7530	Auger drive chain tightener brack
1000FW58	Dirt cover for 5/8" shaft	7530R	Auger drive chain roller
1000JD	Disc with 3/4" bearing	7532	Auger drive chain guard
4731	Bolt with handle	7533	25 Tooth gear for box shaft
5010	Hub for drive wheel	7534	Hopper hex drive shaft
5011	1-1/4" Flange block bearing	7535	Hex drive shaft bearing
5014	50 tooth drive sprocket	7536	Auger drive shaft
5015	Main drive wheel frame	7537	Shaft extension plate on drive
5016	Rear drive sprocket chain guard	7538	Drive shaft chain tightener
5017	Chain tightener arm	7539	Drive shaft chain guard
5021	Large chain guard	7550	Knife opener
5073	4x4 & 4x7 Securing plates	7551	Shank for knife opener
5075	Rubber spacer	7552	Drop tube mounting bracket
5078	Six sprocket cluster	7553	Drop tube securing plate
5083	Drive frame	7554	FSD Drop tube
5087	Front chain guard	7558	Upper hex shaft in drive
5090	7 Coil chain tightener spring	7559	Lower hex shaft in drive
5090R	Left hand chain tightener spring	7560	4" Chain tightener roller
5091	Drive wheel chain	7561	16 Tooth gear for hex shaft
5092	Chain tightener bracket	7562	FSD Gear box chain
5093	5 Coil chain tightener spring	7563	3-Point Hitch bracket
5113	7/8" Hex flange block bearing	7564	Left FSD Disc opener
5124	1-1/2" Chain tightener roller	7565	Right FSD Disc opener
7403	Drop tube assembly (left)	7566	FSD Disc opener shank (left)
7404	Drop tube assembly (right)	7567	FSD Disc opener shank (right)
7407	Disc scraper (left)	7570	Cultivator extension arm
7408	Disc scraper (right)	47008	4 x 7 Mounting plate
7409	Angle iron mounting bracket	FC343	1/2 x 2-1/2" Carriage bolt
7410	Flat mounting plate	FH151	5/16 x 1/2 Hex head cap screw
7421	Toolbar support upright	FH111	1/4 x 1-1/4 Hex head cap screw
7423	2 x 2 x 36 Toolbar	FH337	1/2 x 2 Hex head cap screw
7427	Square drive shaft assembly	FH347	1/2 x 3 Hex head cap screw
7470	#OE 83 Right angle iron	FH363	1/2 x 6 Hex head cap screw
7471	#OE 83 Left angle iron	FH365	1/2 x 6-1/2 Hex head cap screw
7472	Crank jack	FH371	1/2 x 8 Hex head cap screw
7474	#OE Hub arm only	FH443	5/8 x 3-1/2 Hex head cap screw
7482	5.90 x 15" Traction tire	FH467	5/8 x 6-1/2 Hex head cap screw
7483	15" Wheel rim	FH479	5/8 x 9-1/2 Hex head cap screw
7490	Tension spring	FH525	3/4 x 4 Hex head cap screw
7491	5/16 x 3 Eye bolt	FH547	3/4 x 9-1/2 Hex head cap screw
7492	1/2" Metal bearing	FNJ400	5/8" Hex jam nut
7500	Hopper with lid	FNJ450	3/4" Hex jam nut
7500CMP	Hopper and auger assembly	FUB1222	1/2" U-bolt for 2 x 2 bar
7501L	Left auger	FW300	1/2" U.S.S. Flat washer
7501R	Right auger	FWB399	9/16 x 1-3/4 Wheel stud bolt

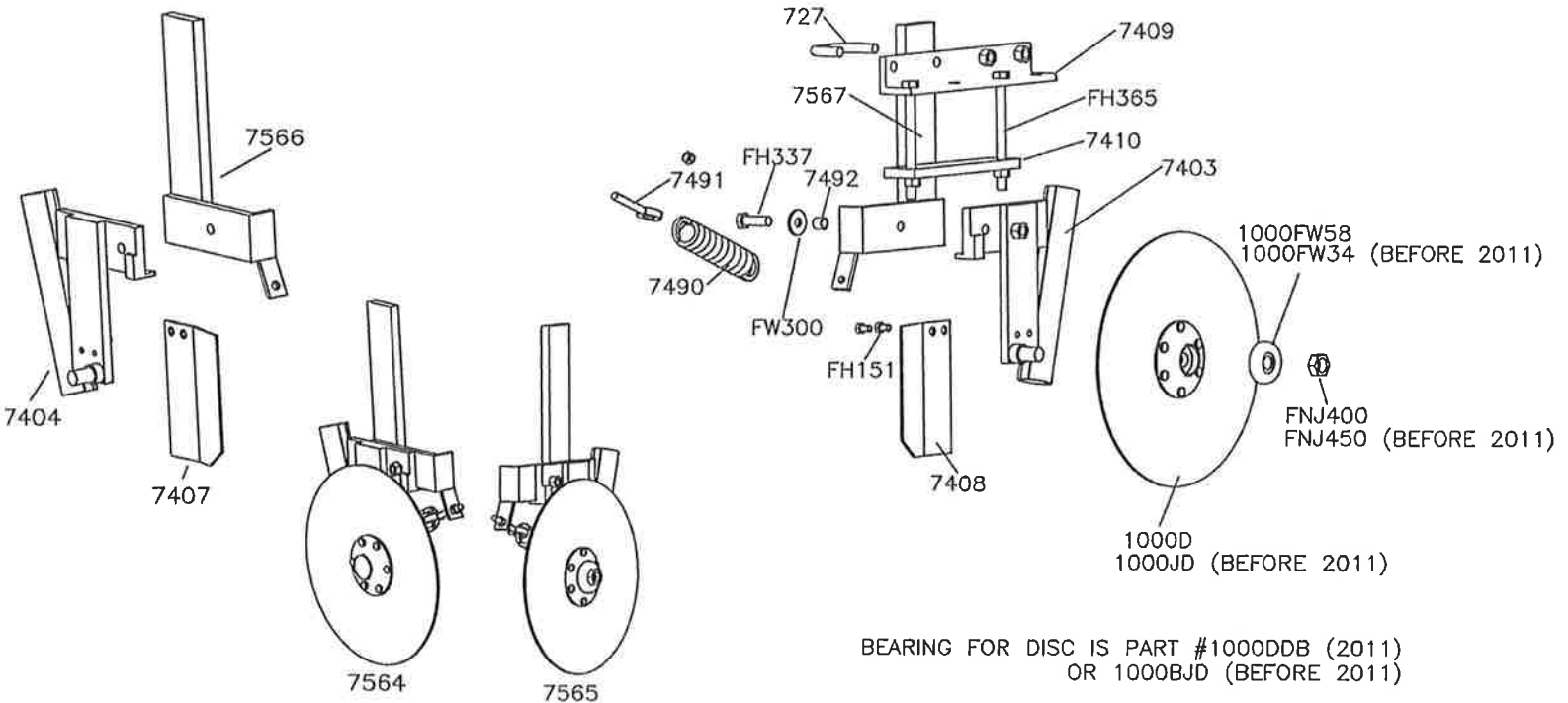
Knife Opener Option



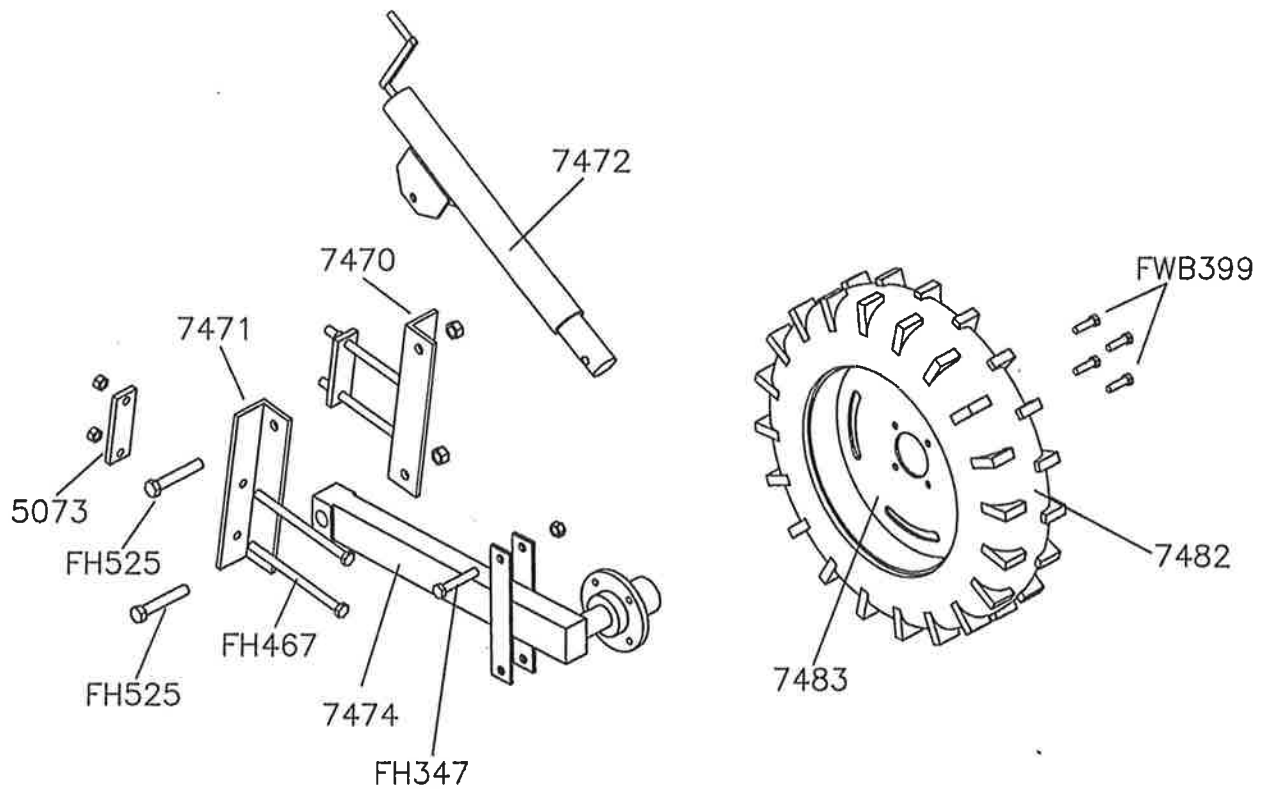
Hose Drop Option



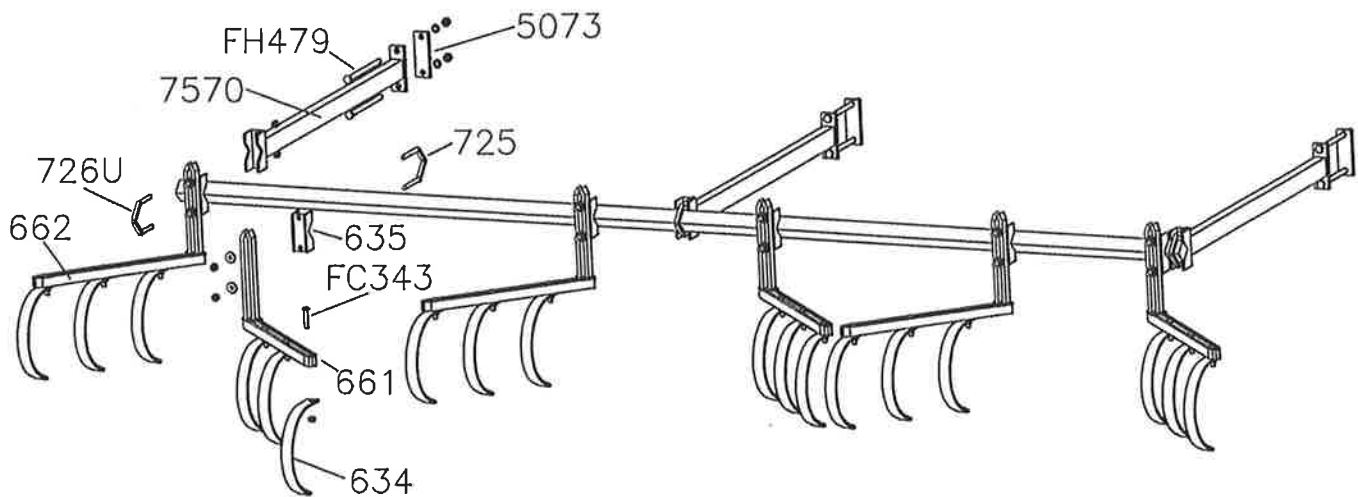
Disc Opener Option



Gauge Wheel Assembly

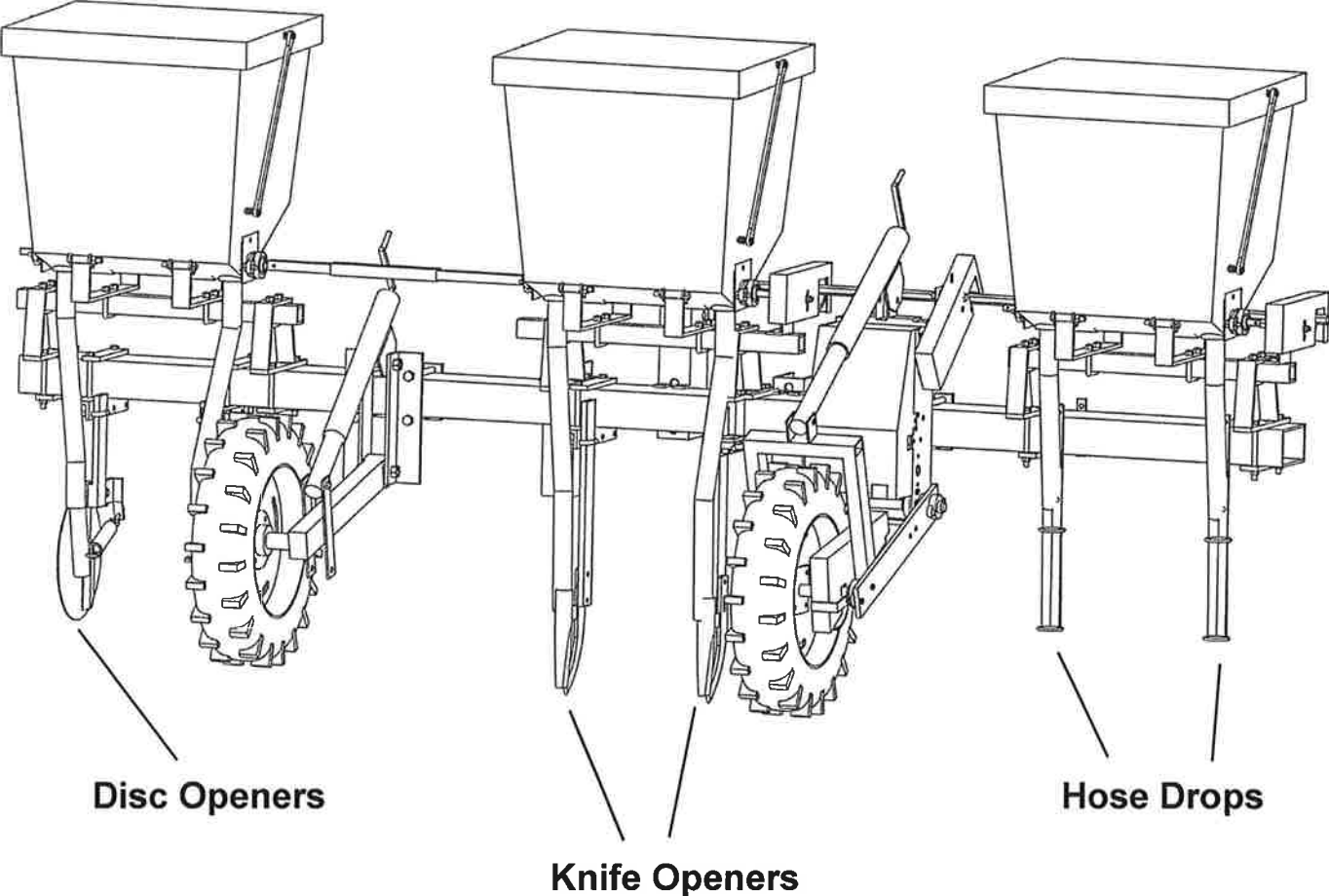


Cultivator Option

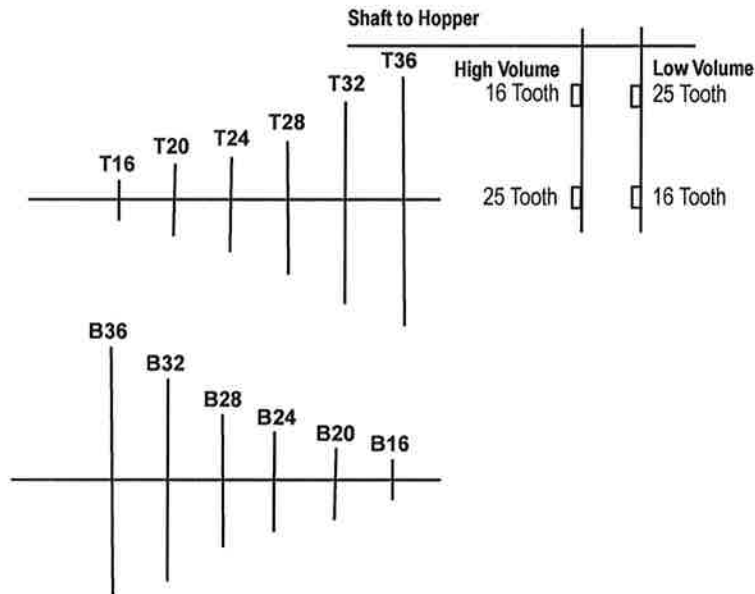


(Configuration will vary)

Fertilizer Side-Dresser



Rate Chart for Fertilizer Side Dresser



40" ROWS		
Sprocket Combination	High Volume	Low Volume
T16 - B36	875 lbs.	306 lbs.
T20 - B32	523 lbs.	245 lbs.
T24 - B28	439 lbs.	172 lbs.
T28 - B24	342 lbs.	128 lbs.
T32 - B20	243 lbs.	93 lbs.
T36 - B16	164 lbs.	66 lbs.

Fertilizers have many weight variations. Since the fertilizer attachment measures volume, not weight, there can be as much as a 100% variation from the weight chart calculations. To check the exact number of pounds of fertilizer that will be delivered for 40 inch row spacing, proceed as follows. Run both output tubes from the fertilizer hopper and attach a sack, or other suitable container under the opening in the hopper. Engage the fertilizer attachment and drive forward 100 feet. Weigh the amount of fertilizer caught in the container and multiply that amount by 100(See factors below). The result will be the number of pounds of fertilizer delivered per acre.

Factors for converting: 36" rows, multiply by 1.11
 42" rows, multiply by .95
 48" rows, multiply by .83

Keep fertilizer in a dry place. Most fertilizers readily accumulate moisture and cause metal to corrode. Corrosion shortens metal life because of binding or "freezing." Deposits of fertilizer will build up in the hopper and interfere with working parts. The hoppers should be cleaned after every use.

Safety Precautions

1. Make sure tractor is stopped and in neutral with the transplanter lowered to the ground before getting on and off the unit.
2. No operator is allowed to be on the unit as it is raised and lowered.
3. No operator is allowed on the transplanter as it is transported to or from the field.
4. All operators must be seated before movement begins and remain seated until the transplanter is completely stopped.
5. Never leave the transplanter in the raised position.
6. Keep all shields and guards in place when operating the transplanter.
7. Never attempt repairs or maintenance while the transplanter is in motion.
8. Never put the tractor in reverse while the transplanter is on the ground.
9. Follow all safety instructions supplied by the tractor manufacturer to which the transplanter is mounted.

MACHINE IMPROVEMENTS

MECHANICAL TRANSPLANTER CO. IS ALWAYS STRIVING TO MAKE IMPROVEMENTS ON THEIR LINE OF EQUIPMENT. MECHANICAL TRANSPLANTER CO. RESERVES THE RIGHT TO MAKE IMPROVEMENTS AND CHANGES AT ANY TIME WITHOUT INCURRING OBLIGATIONS TO MAKE SUCH CHANGES OR ADDITIONS TO EQUIPMENT PREVIOUSLY SOLD.

Limited Warranty

Mechanical Transplanter Company warrants each item of new equipment manufactured by Mechanical to be free from defects in material and workmanship under normal use and service.

The obligation of Mechanical Transplanter Company under this LIMITED WARRANTY is limited to repairing or replacing as Mechanical may elect, and any parts that prove, in Mechanical's judgment, to be defective in material and workmanship within the first season's use or 45 consecutive days after initially placing equipment in operation, whichever occurs first. Any outside work or alterations without Mechanical's written approval will render the LIMITED WARRANTY void.

Mechanical's obligation specifically excludes any liability for consequential damages, such as loss of profits, delays, expenses, damage to goods or property used in connection with or processed in or by the product sold, or damage to the product sold from whatsoever cause, whether or not such loss is due to negligence of selling dealer of Mechanical Transplanter Company.

This limited warranty shall not apply to any item or machine which shall have been operated in a manner not recommended by the Company nor which shall have been repaired, altered, misused, damaged in an accident, neglected, tampered with or used in any way which in the Company's opinion adversely affects its performance and results.

No person is authorized to give any other warranties or to assume any other liability on behalf of Mechanical Transplanter Company, unless made in writing by Mechanical.

This limited warranty covers repair or replacement of Mechanical Transplanter Co. equipment only and does not cover crop loss, downtime, labor, damage to other equipment, etc.

This limited warranty does not apply to exterior finishes, tires, chain links, bearings, or any other items sold by Mechanical Transplanter Co., but warranted by the original manufacturer except to the extent of their individual manufacturer's warranty.

THIS LIMITED WARRANT IS IN LIEU OF ALL OTHER WARRANTIES, EXPRESSED OR IMPLIED. WARRANTIES OF MERCHANT ABILITY AND FITNESS FOR PARTICULAR PURPOSE ARE EXCLUDED, AS ARE ALL OTHER REPRESENTATIONS TO THE USER-PURCHASER, AND ALL OTHER OBLIGATIONS OR LIABILITIES, INCLUDING LIABILITY FOR INCIDENTAL AND CONSEQUENTIAL DAMAGES, ON THE PART OF MECHANICAL OR THE SELLER.

Mechanical Transplanter Company * 1150 Central Avenue * Holland, MI 49423

Phone: 800-757-5268 * 616-396-8738 or Fax: 616-396-3619

website: www.mechanicaltransplanter.com * e-mail: mtc@egl.net